



discovery sheet

We have made these discovery worksheets to help you discover more about our planet.

Use these symbols to help you



This symbol tells you when you need to look carefully at something



This symbol tells you that you need to write something down



This symbol tells you that you need to listen carefully

My name is



state of the earth

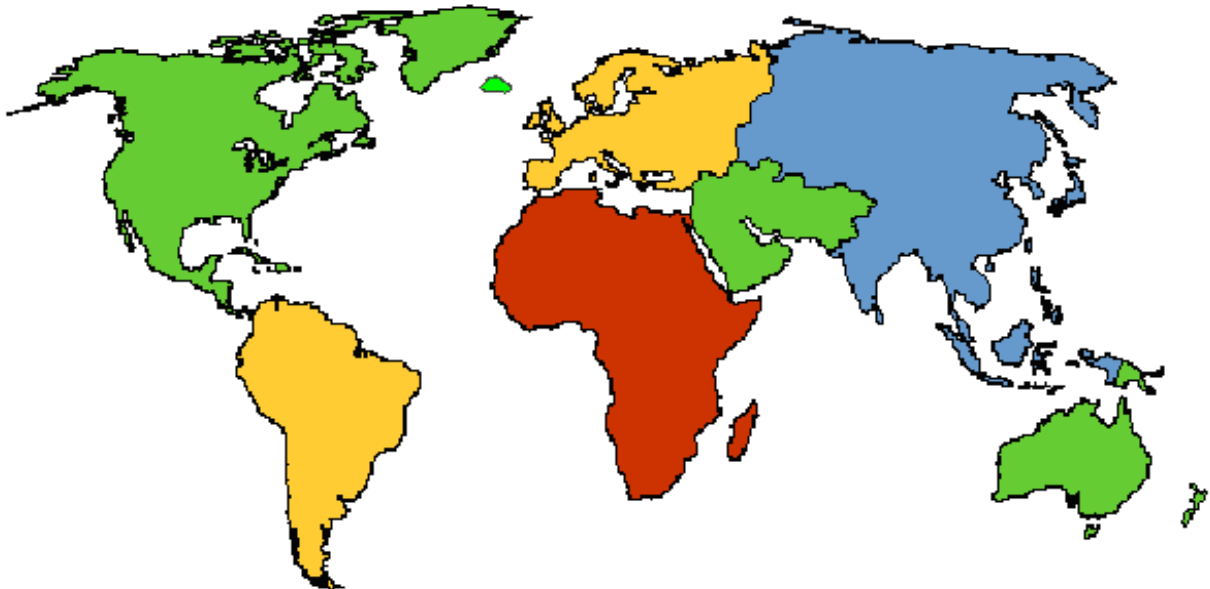
5 mins



Name the active volcano that is closest to Britain.

.....

On the map of the world, circle an area that has volcanoes





the time machine

1.5 mins

Travel back in time 15 thousand, million years!



how it all started

3.5 mins

Discover “how it all started”, travel through space from the outer reaches of the Universe to planet Earth.



restless earth

3.5 mins

Feel the earth quake, watch volcanoes explode, feel the heat, smell the volcanic air!



shaping the surface

3.5 mins

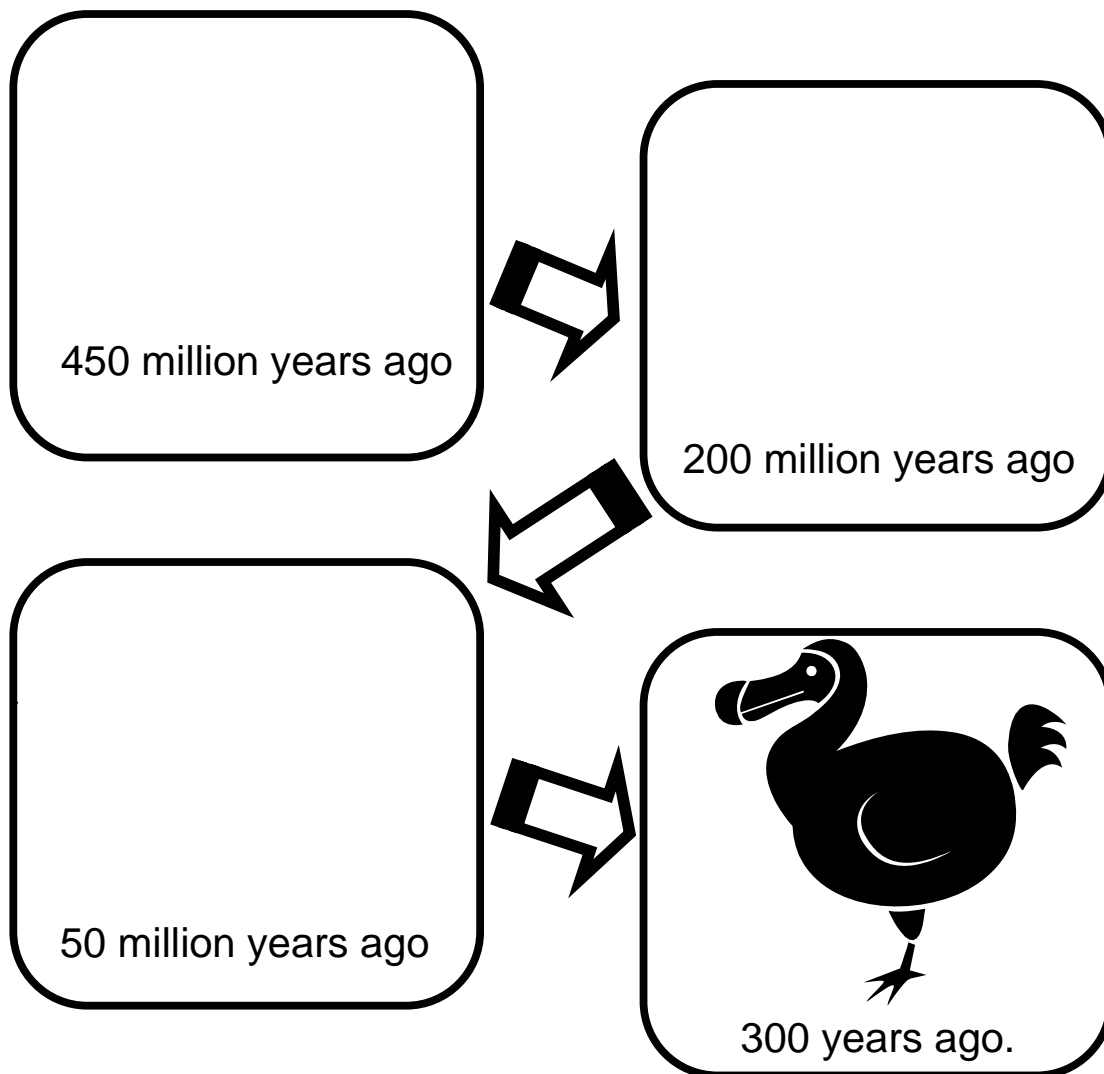
Fly over Norway and Scotland to discover the power of ice.



casualties and survivors 10 mins




There are two timelines on the wall as you come into the casualties and survivors gallery. You can choose whether to follow the plant life (on the left) or the animal life timeline (on the right). When you get to the dates below, draw or write down in the correct box, the name of one of the animals or plants.





Look at the human brain and how it has allowed us to develop the world around us. Write down the words you can read on the 6 panels.

1. Spiritual
2. Cu _ _ _ _ _
3. Co _ _ _ _ _
4. So _ _ _ _
5. I _ _ _ _ _
6. T _ _ _ _ _



Find the satellite photograph of Edinburgh and the Firth of Forth.
Can you find Arthur's Seat?
Can you find where you are now?



oceans

10 mins



Look through the portholes of our yellow submarine to see marine life from around the world. Write down the name or draw an animal from each of the different marine environments.





polar

10 mins



On the globe, circle and label the Arctic (North Pole) and the Antarctic (South Pole).



Why would a polar bear never eat a penguin?





4DVENTURE

16 mins

An Epic 4D Journey of Contrasts

Get set for turbulence as you embark on an epic 4D expedition flying from the Arctic to deep within the Tropical Rainforest.



What are the names of the different biome's that we fly over?

1. Tundra



2. Bo _ _ _ _ F _ _ _ _ _



3. Te _ _ _ _ _ _ _ _



4. Al _ _ _ _



5. Ma _ _ _ _



6. Sa _ _ _ _



7. Sa _ _ _ _





tropical rainforest

12.5 mins



Explore our south-east Asian rainforest. Breathe in the humid, earthy smell. Every 15 minutes be prepared for a torrential rainstorm, with thunderclaps and lightning flashes!



Write down any words that you can think of, that help describe the rainforest e.g humid.






Look very carefully at the rainforest, can you see the wiggling tails of snakes, a big brightly coloured bird and an orange ape?

the end.

www.dynamicearth.co.uk/education



Use this page to draw or write about your favourite thing at Dynamic Earth to help you remember your trip today.